

Version	Comfort - Built-in - 90 cm - Inox - 800 m ³ /h
Design	Falmec Lab
Collection	Design

TECHNICAL FEATURES

Materials/Finishes	Scotch brite stainless steel (AISI 430)
Features	Side sound-absorbing panels for noise reduction Suction chamber enlarged Rotatable tempered glass flap with integrated control Protective flaps for the edge of the wall unit
Control	Touch control
Function	
Lighting	Dynamic Light (2700K - 5600K) Dimmable lighting Strip LED 5,8 W - 2700 K / 5600 K
Filters	Metallic grease filter, removable and washable Carbon.Zeo Microtech regenerable filter (optional)
Dimensions	90 cm
Minimum Electric hob distance	52 cm
Minimum Gas hob distance	52 cm



Photograph is for information purposes only. May not correspond to the selected version

CONNECTION AND CONSUMPTION FUNCTIONS

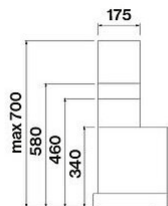
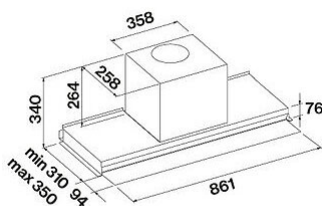
Maximum consumption	280 W
Voltage/Frequency	220-240V 50-60Hz

MOTOR

Motor	800 m ³ /h
Maximum capacity	652 m ³ /h I.E.C.61591
Maximum sound level	61 dB (A)re1pW I.E.C. 60704-2-13
Energy class	A

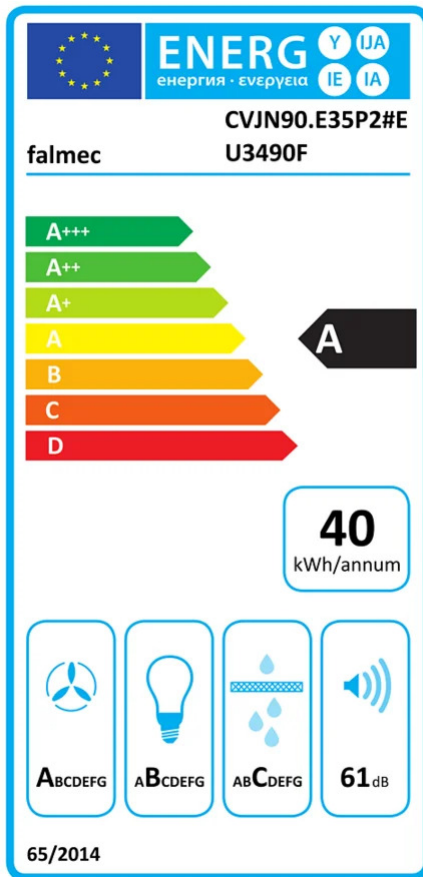
WEIGHTS AND VOLUMES

Gross weight	17.7 kg
Net weight	13.9 kg
Volume	0.19 m ³
Packaging dimensions	L 995 x H 412 x P 465 mm



Optional accessories

Code	Description
KACL.1039	Carbon.Zeo Microtech regenerable filter
KACL.1069	Ø150x600 - Soundproof tube (Virgola Touch Comfort/Virgola No-Drop Comfort)
KCVJN.01#3	Chimney h 120 mm - Inox
KCVJN.00#3	Telescopic chimney h 185 + h 185 mm - Inox
KACL.1059	Conveyer for air outlet (Ø150)



PF		
S	Falmec Lab	
M	Comfort - Built-in - 90 cm - Inox - 800 m3/h	
AEC	39.90	kWh/a
EEC	A	
FDE	32.80	
FDEC	A	
LE	21.20	
LEC	B	
GFE	84	
GFEC	C	
Qmin	287	m ³ /h
Qmax	535	m ³ /h
Qboost	652	m ³ /h
SPEmin	50	dBa
SPEmax	61	dBa
SPEboost	65	dBa
PO		
PS	0.28	W
PI		
F	0.80	
EEL	46.60	
Qbep	411	m ³ /h
Pbep	351	Pa
Qboost	652	m ³ /h
Wbep	122	W
WL	5.80	W
Emiddle	123	lux
Lwa-SPEmax	61	dBa

PF_Scheda prodotto conforme a 65/2014 S_Supplier name / M_Model identification / AEC_Annual Energy Consumption (AEC hood) / EEC_Energy Efficiency class / FDE_Fluid Dynamic Efficiency (FDE hood) / FDEC_Fluid Dynamic Efficiency class / LE_Lighting Efficiency (LE hood) / LEC_Lighting Efficiency class / GFE_Grease Filtering Efficiency / GFEC_Grease Filtering Efficiency class / Qmin_Air flow (in m³/h) at min speed in normal use / Qmax_Air flow (in m³/h) at max speed in normal use / Qboost_Air flow (in m³/h) at intensive or boost setting (max air-flow) / SPEmin_Airborne acoustical A-weighted sound power emissions at min speed in normal use / SPEmax_Airborne acoustical A-weighted sound power emissions at max speed in normal use / SPEboost_Airborne acoustical A-weighted sound power emissions (in dB) at intensive or boost setting / P0_Power consumption in off mode (Po) / Ps_Power consumption in stand by mode (Ps).

PI_Additional information according to 66/2014 Calculation methods: EN 61591:2020 F_Time increase factor / EEL_Energy Efficiency Index / Qbep_Measured air flow rate at best efficiency point / Pbep_Measured air pressure at best efficiency point / Qboost_Maximum air flow / Wbep_Measured electric power input at best efficiency point / WL_Nominal power of the lighting system / Emiddle_Average illumination of the lighting system on the cooking surface / Lwa=SPEmax_Sound pressure level at the highest speed.